Intelligent hydraulics in conjunction with multi-technology competence

As leading supplier in the field of industrial hydraulics Rexroth holds an outstanding position with components, systems, distinct application know-how and high competence in engineering

With the widest selection of hydraulic products in the world, Rexroth will provide you with standard products, application-related systems and tailor-made solutions of highest quality.

Furthermore, with the aid of the latest micro-electronics, Rexroth has made hydraulics even more powerful than ever. The products fit easily into modern machine concepts and are extremely powerful while featuring high energy efficiency. As a supplier of all technologies Rexroth always offers the ideal drive solution for the application at hand.

Rexroth is the ideal development partner if you want to develop highly efficient machines and production facilities – from the first point of contact right through to commissioning and over the entire life cycle.

Teams operating worldwide will take on the complete engineering of your machines and systems, right up to readiness for series production or handover of a turnkey system, if required.

Utilizing the multi-technology competence and drive and control technology from Rexroth will help you become more competitive than ever.



Rexroth
Bosch Group

Bosch Rexroth AG
Zum Eisengießer 1
97816 Lohr, Germany
Tel.: +49(0)9352/18-0
Fax: +49(0)9352/18-40
info@boschrexroth.de
www.boschrexroth.com

Germany

Bosch Rexroth AG
Vertrieb Deutschland
Region Nordost
Regionalzentrum Langenhagen
Walsroder Straße 93
30853 Langenhagen
Tel: +49 (511) 72 66 57-0
Fax: +49 (511) 72 66 57-90
sales.nordost@boschrexroth.de

Bosch Rexroth AG
Vertrieb Deutschland
Region Nordost
Vertriebsbüro Leipzig
Walter-Köhn-Str. 4d
04356 Leipzig
Tel: +49 (341) 25 61-0
Fax: +49 (341) 25 61-111
sales.nordost@boschrexroth.de

Bosch Rexroth AG
Vertrieb Deutschland
Region West
Regionalzentrum Ratingen
Borsigstraße 15
40880 Ratingen
Tel: +49 (2102) 4 09-0
Fax: +49 (2102) 4 09-400
sales.west@boschrexroth.de

Bosch Rexroth AG
Vertrieb Deutschland
Region West
Vertriebsbüro Mörfelden
Waldecker Straße 13
64546 Mörfelden-Walldorf
Tel: +49 (6105) 7 02-3
Fax: +49 (6105) 7 02-444
sales.west@boschrexroth.de

Bosch Rexroth AG
Vertrieb Deutschland
Region Südwest
Regionalzentrum Fellbach
Siemensstraße 1
70736 Fellbach
Tel: +49 (711) 5 10 46-0
Fax: +49 (711) 5 10 46-199
sales.suedwest@boschrexroth.de

Bosch Rexroth AG
Vertrieb Deutschland
Region Süd
Regionalzentrum Garching
Parkring 4
85748 Garching b. München
Tel: +49 (89) 1 27 14-0
Fax: +49 (89) 1 27 14-190
sales.sued@boschrexroth.de

Austria

Bosch Rexroth
Petzoldstr. 12
4021 Linz
Tel: +43 (732) 77 08 34-0
Fax: +43 (732) 77 08 34-1631
office@boschrexroth.at

Switzerland

Bosch Rexroth Schweiz AG
Service Hydraulik
Hemrietstrasse 2
8863 Buttikon
Tel: +41 55 46 46-111
Fax: +41 55 46 46-222
service@boschrexroth.ch

RE 08057/02.12
© Bosch Rexroth AG 2012

Rexroth
Bosch Group

Valves of sandwich plate design

Product range



The data and properties specified in this brochure only serve to provide a general overview of the product range of "valves of sandwich plate design" of Bosch Rexroth AG.

This overview does not include all of the technical data and variants available and is no substitute for technical data sheets. For more detailed information about the individual valves, please see the relevant technical data sheets.

No statements concerning a certain condition or suitability for a certain application can be derived from our information.

The information given does not release the user from the obligation of own judgment and verification.





	Pressure relief valves, direct operated		Pressure relief valves, pilot operated								Pressure sequencing valves, direct operated		Pressure reducing valves, pilot operated								Sandwich plates		
Type	ZDBT	ZDBY, Z2DBY	ZDB, Z2DB		Z2DB		ZDBK, Z2DBK		ZDBE, ZDBEE		ZDZ		ZDR		ZDRK		ZDR	ZDRE, ZDREE		ZDRS	HSZ		
																											
Size	6	6	6	10	16	25	6	10	6		6	10	6	10	6	10	10	6	10	6	6	10	16
Component series	1X	1X	4X		2X		1X	1X	2X		4X	5X	4X		1X	4X	3X	1X	2X	1X	1X, 3X, 4X	3X	3X
Data sheet no.	25724	25722	25751	25761	25780		25754	25764	29258		26088	26091	26570	26585	26572	26864	26861	29175	29279	29173	48050	48052	48054
Features	▶ Pilot valve ▶ For subplate and control panel mounting	▶ With 1 or 2 pressure valve cartridges ▶ 3 pressure ratings, optional ▶ 5 effective directions, optional ▶ 2 types of adjustment, optional	▶ With 1 or 2 pressure valve cartridges ▶ 4 pressure ratings, optional ▶ 5 effective directions, optional ▶ 4 types of adjustment, optional		▶ With 2 pressure valve cartridges ▶ 4 pressure ratings, optional ▶ 4 types of adjustment, optional		▶ With 1 or 2 pressure valve cartridges ▶ 3 pressure ratings, optional ▶ 5 effective directions, optional		▶ Without/with integrated electronics (OBE) ▶ Proportional solenoid with rotatable and detachable coil ▶ Linear command value/pressure characteristic curve		▶ 4 pressure ratings, optional ▶ 4 types of adjustment, optional ▶ Check valve, optional (NG6) ▶ Pressure gauge port, optional (NG10)		▶ 3-way model ▶ 4 pressure ratings, optional ▶ 4 types of adjustment, optional	▶ 2.5-way model ▶ 4 pressure ratings, optional ▶ 4 types of adjustment, optional	▶ 3-way model ▶ 3 pressure ratings, optional	▶ 2.5-way model ▶ 3 pressure ratings, optional	▶ 2-way model ▶ 4 pressure ratings, optional ▶ 4 types of adjustment, optional	▶ 3-way model ▶ Actuation by proportional solenoid ▶ Type ZDREE with integrated electronics (OBE)	▶ 3-way model ▶ Actuation by rotatable proportional solenoid ▶ Type ZDREE with integrated electronics (OBE) ▶ 4 pressure ratings, optional	▶ 3-way model ▶ DC motor, self-locking (set pressure is maintained in the event of a supply voltage failure or error message of the control electronics)	▶ Individual sandwich plates for special requirements ▶ Setup as individual module or vertical stacking assembly on multi-station manifold plates ▶ Wide variability due to different combination options as well as subsequent changes or extensions of function		
Flow in l/min	3	60	60	100	200	400	40	80	30		60	80	50	80	40	80	100	30	80	30			
Maximum operating pressure in bar	315	315	315		315		210		350		210		210		210		315	210	315	210	315 (350 on request)		
Specialties			Seawater-resistant version (data sheet 25751-M)		Seawater-resistant version (data sheet 25780-M)								Seawater-resistant version (data sheet 26570-M and 26585-M)					External control electronics: VT-SSPA1-50-1X (data sheet 30116)					

	Check valves		Check valves, pilot operated					Throttle valves		Throttle check valves, direct operated						Flow control valves	Pressure compensators					Check-Q-meters			Rectifier sandwich plate		
Type	Z1S		Z2S					Z1FG	Z1FG, Z2FG	Z2FS						Z2FSK		Z2FRM	ZDC					SCA		SCA; SCB	Z4S		
Size	6	10	6	10	16	25	32	6	10	6	10	16	25		6	10	6	6	10	16	25	32	16	25	32	6	10	16
Component series	4X	4X	6X	3X	5X	5X	1X	4X	3X	4X	3X	3X	3X		1X		2X	2X	1X	2X			2X		1X	1X	3X	2X
Data sheet no.	21534	21537	21548	21553	21558	21564	21566	27482	27488	27506	27518	27526	27536		27510	27524	28164	29224					29247		29249	28163	28389	
Features	▶ Without/with pre-opening ▶ Various checking functions, single- or double-channel ▶ Optimum leak-free closing due to poppet made of heavy-duty plastic		▶ Without/with pre-opening ▶ Various cracking pressures ▶ Check valve insertion kits available separately			▶ With pre-opening ▶ Various cracking pressures ▶ Check valve insertion kits available separately		▶ For limiting a flow ▶ Type of adjustment: Screw with hexagon socket	▶ For limiting the flow in one or two actuator ports ▶ Type of adjustment: Screw with hexagon socket and scale	▶ For limiting the flow in two actuator ports ▶ Atex variant (data sheet 27506-XC-B2) ▶ 4 types of adjustment, optional	▶ For limiting the flow in two actuator ports ▶ 3 types of adjustment, optional	▶ For limiting the flow in two actuator ports ▶ Type of adjustment: Screw with hexagon socket	▶ For limiting the flow in two actuator ports ▶ Type of adjustment: Screw with hexagon socket		▶ For limiting the flow in two actuator ports ▶ Type of adjustment: Hexagon socket screw with lock nut and protective cap		▶ With one or two flow control cartridges ▶ Type of adjustment with Hexagon socket screw	▶ For load compensation ▶ Flow control in conjunction with proportional directional valve ▶ 2- or 3-way model					▶ For load compensation ▶ Brake valve function (type SCB) ▶ Leak-free checking, optionally of one or two actuator ports			▶ Graetz circuit for combination with flow control valves ▶ For the provision of a rectified flow through a mounted flow control valve ▶ Can be used for flow in both directions		
Flow in l/min	40	100	60	120	300	450	900	70	160	80	160	250	360		40	80	32	35	85	150	325	520	130	325	700	32	50	160
Maximum operating pressure in bar	350		315			315		315	315	315	315	350	350		210		315	250	350				315		350	210	315	
Specialities	Seawater-resistant version on request		Seawater-resistant version on request			Seawater-resistant version on request				Seawater-resistant version (data sheet 27506-M)	Seawater-resistant version (data sheet 27518-M)	Seawater-resistant version (data sheet 27526-M)	Seawater-resistant version (data sheet 27536-M)														